

CAN COMMUNICATION SYSTEM

05BYH-15

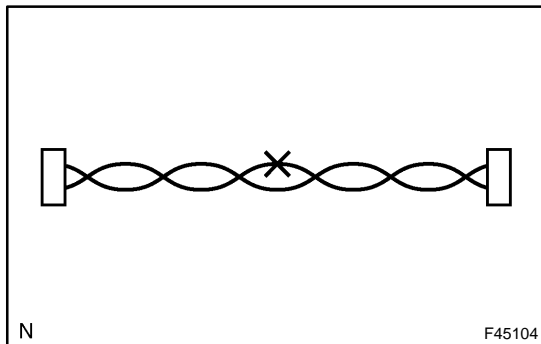
PRECAUTION

1. HANDLING PRECAUTIONS ON STEERING SYSTEM

- (a) Care must be taken when replacing parts. Incorrect replacement could affect the performance of the steering system and result in a driving hazard.

2. HANDLING PRECAUTIONS ON SRS AIRBAG SYSTEM

- (a) The HIGHLANDER is equipped with a SRS (Supplemental Restraint System), such as the driver airbag and front passenger airbag. Failure to carry out service operation in the correct sequence could cause the SRS to unexpectedly deploy during servicing, possibly leading to a serious accident. Before servicing (including removal or installation of parts, inspection or replacement), be sure to read the precautionary notice for the Supplemental Restraint System (see page 60-1).

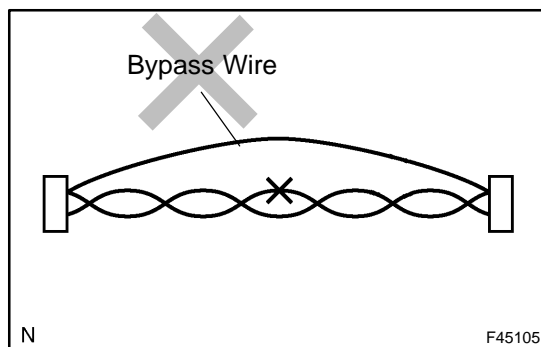


3. WIRE HARNESS REPAIR

- (a) After repairing the wire bus line with solder, wrap the repaired part with vinyl tape.

NOTICE:

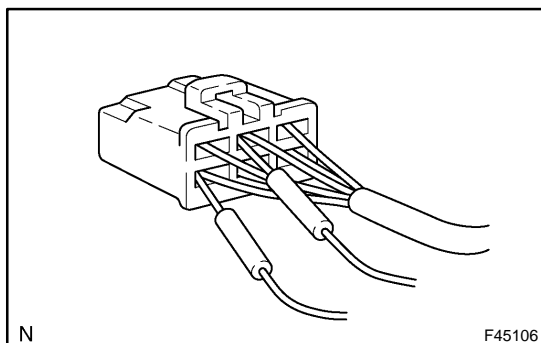
- The CANL bus line and CANH bus line must be installed together all the time. When installing, make sure to twist them.
- The difference in length of the CANL bus line and CANH bus line should be within 100 mm (3.937 in.).
- Untwisted parts around the connectors should be within 80 mm (3.150 in.).



- (b) Do not perform bypass wiring between the connectors.

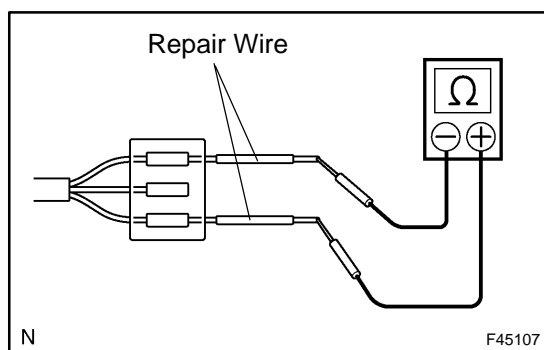
NOTICE:

If you perform bypass wiring, the characteristic of the twisted wire harness will be lost.



4. CONNECTOR HANDLING

- (a) When inserting tester probes into a connector, insert them from the back of the connector.



- (b) If it is impossible to check resistance from the back of the connector, use a repair wire to check it.