

# FRONT DIFFERENTIAL OIL SEAL (U151F)

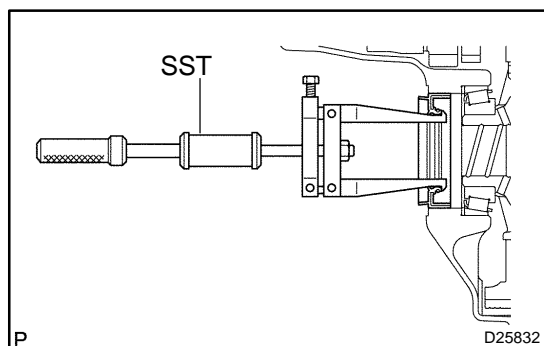
## REPLACEMENT

4012E-04

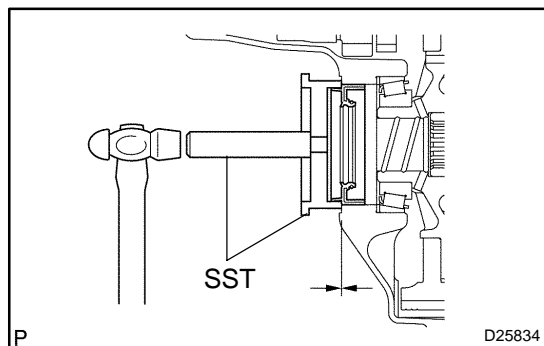
### HINT:

When replacing the front differential oil seal (LH) or (RH), perform step 1 to 11 or 12 to 23 respectively.

1. **REMOVE FRONT WHEEL**
2. **REMOVE ENGINE UNDER COVER NO.1**
3. **DRAIN AUTOMATIC TRANSAXLE FLUID**
  - (a) Remove the drain plug, gasket and drain ATF.
  - (b) Install a new gasket and the drain plug.  
**Torque: 49 N·m (500 kgf·cm, 36 ft·lbf)**
4. **REMOVE FRONT DRIVE SHAFT ASSY LH (SEE PAGE 30-21 )**  
SST 09520-01010, 09520-24010 (09520-32040)

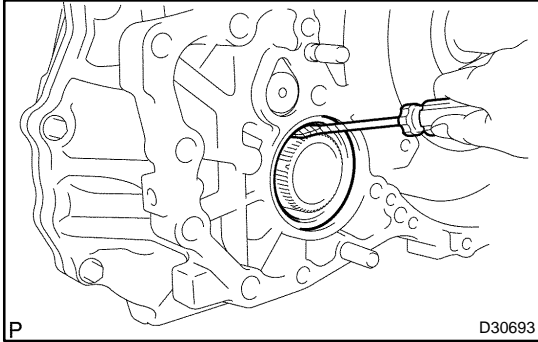


5. **REMOVE DIFFERENTIAL SIDE BEARING RETAINER OIL SEAL**
  - (a) Using SST, pull out the oil seal.  
SST 09308-00010



6. **INSTALL DIFFERENTIAL SIDE BEARING RETAINER OIL SEAL**
  - (a) Using SST and a hammer, drive in a new oil seal.  
SST 09223-15020, 09950-70010 (09951-07200)  
**Oil seal drive in depth:**  
**0 ± 0.5 mm (0 ± 0.020 in.)**
  - (b) Coat the lip of the oil seal with MP grease.

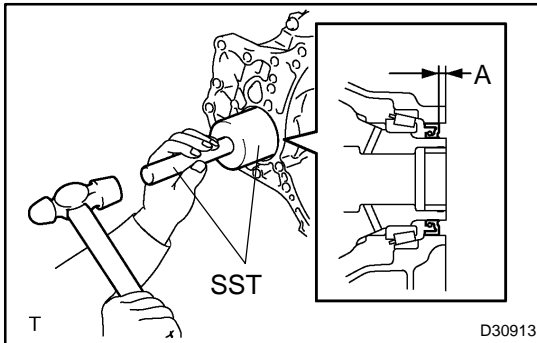
7. **INSTALL FRONT DRIVE SHAFT ASSY LH (SEE PAGE 30-21 )**
8. **INSTALL FRONT WHEEL**
9. **ADD AUTOMATIC TRANSAXLE FLUID**
10. **INSPECT AUTOMATIC TRANSAXLE FLUID (SEE PAGE 40-2 )**
11. **INSTALL ENGINE UNDER COVER NO.1**
12. **REMOVE ENGINE ASSEMBLY WITH TRANSAXLE (SEE PAGE 14-149 )**
13. **REMOVE FRONT DRIVE SHAFT ASSY RH (SEE PAGE 30-21 )**  
SST 09520-01010, 09520-24010 (09520-32040)
14. **REMOVE TRANSFER STIFFENER PLATE RH (SEE PAGE 40-20 )**
15. **REMOVE AUTOMATIC TRANSMISSION W/TRANSFER (SEE PAGE 40-20 )**
16. **REMOVE TRANSFER ASSY (SEE PAGE 31-9 )**

**17. REMOVE TRANSAXLE HOUSING OIL SEAL**

- (a) Using a screwdriver with vinyl tape wrapped around its tip, remove the oil seal.

**NOTICE:**

**Be careful not to damage the housing.**

**18. INSTALL TRANSAXLE HOUSING OIL SEAL**

- (a) Using SST and a hammer, drive in a new oil seal.  
SST 09649-17010, 09950-70010 (09951-07200)

**Oil seal drive in depth:**

**6.0 ± 0.5 mm (0.236 ± 0.020 in.)**

- (b) Coat the lip of the oil seal with MP grease.

19. **INSTALL TRANSFER ASSY (SEE PAGE 31-9 )**
20. **INSTALL AUTOMATIC TRANSMISSION W/TRANSFER (SEE PAGE 40-20 )**
21. **INSTALL TRANSFER STIFFENER PLATE RH (SEE PAGE 40-20 )**
22. **INSTALL FRONT DRIVE SHAFT ASSY RH (SEE PAGE 30-21 )**
23. **INSTALL ENGINE ASSEMBLY WITH TRANSAXLE (SEE PAGE 14-149 )**
24. **RESET MEMORY (SEE PAGE 05-1005 )**
25. **PERFORM INITIALIZATION (SEE PAGE 01-4 )**