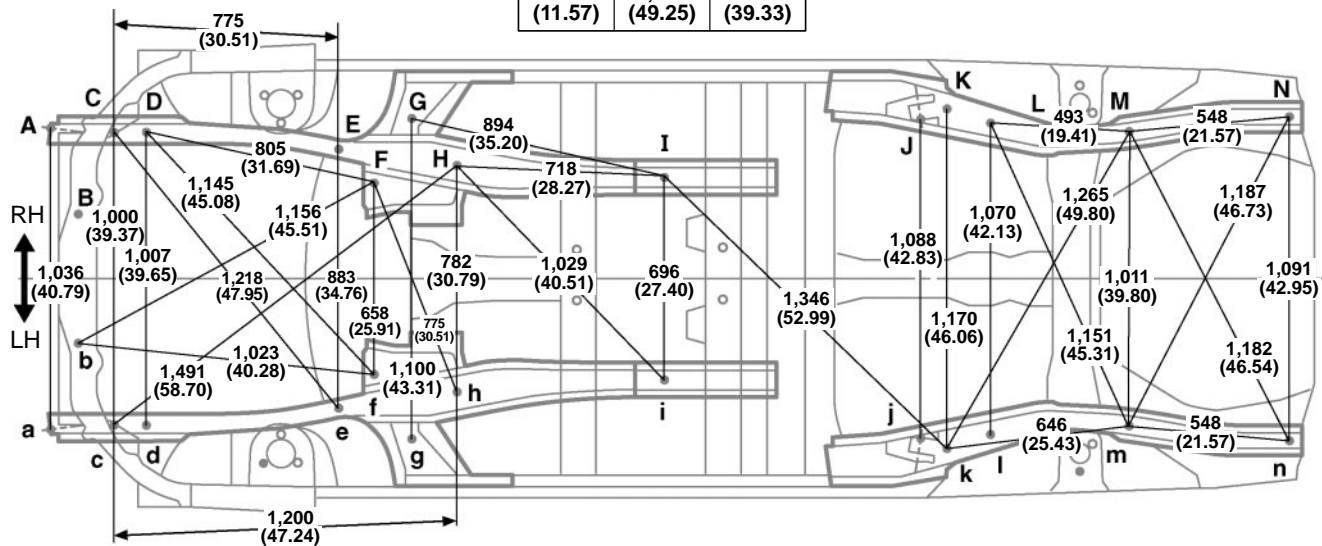


UNDER BODY 4WD

(Three-Dimensional Distance)

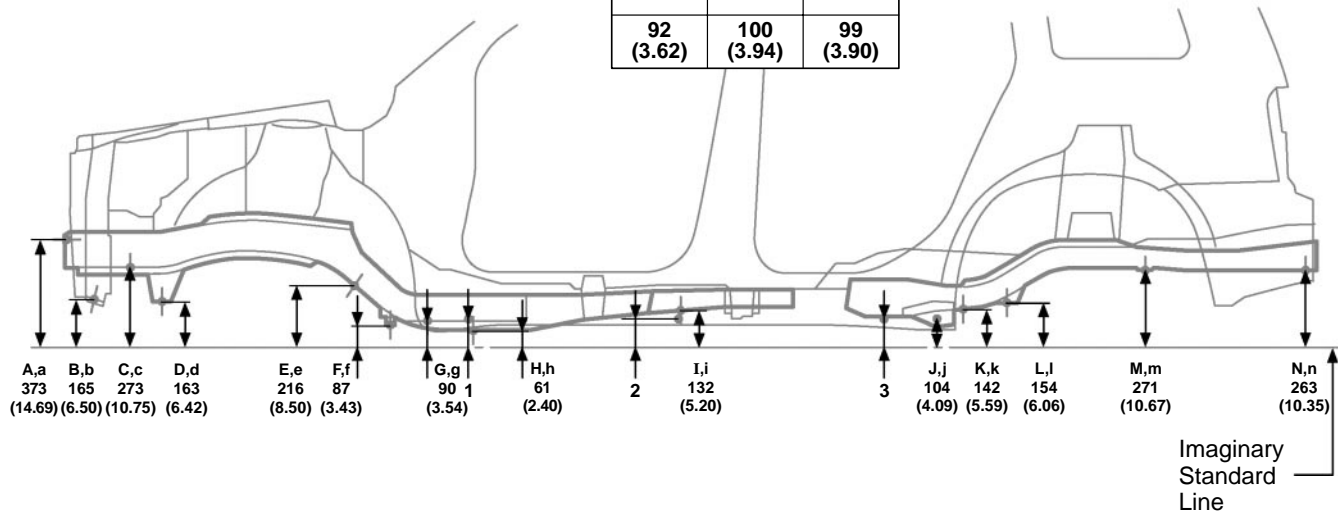
Vehicle Dimensions

F-H or f-h	G-i or g-i	I-K or i-k
294 (11.57)	1,251 (49.25)	999 (39.33)



Front ←

1	2	3
92 (3.62)	100 (3.94)	99 (3.90)

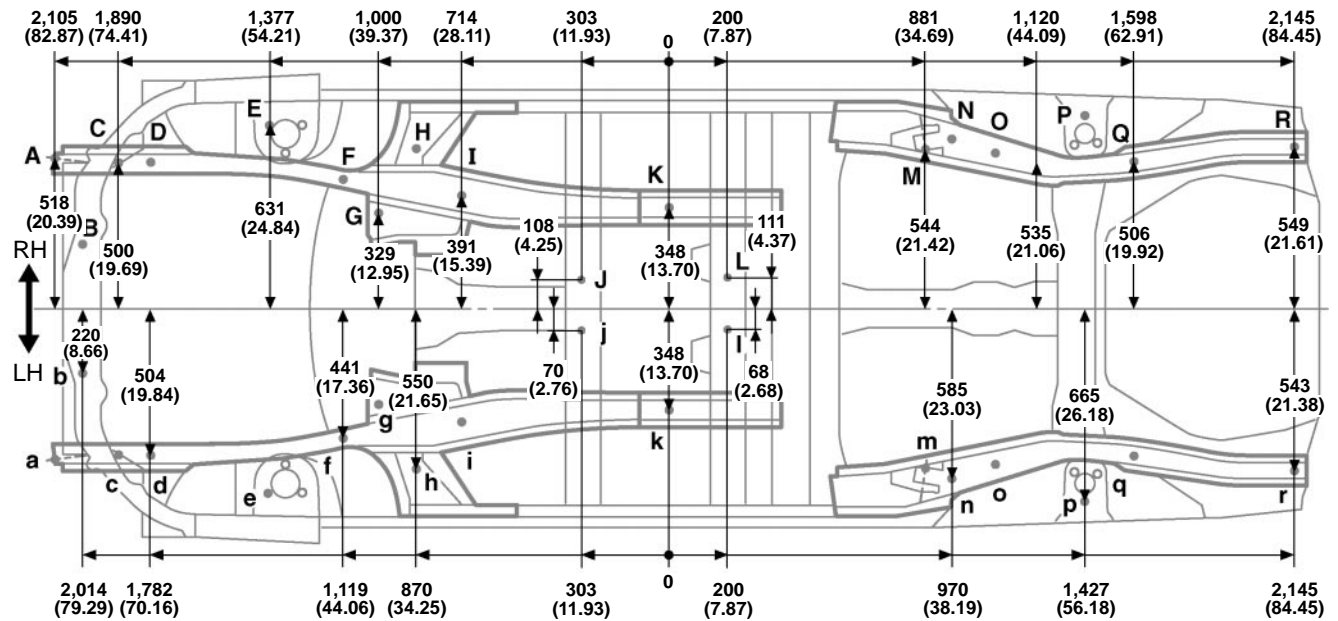


mm (in.)

Symbol	Name	Hole dia.	Symbol	Name	Hole dia.
A, a	Front bumper reinforcement installation nut	10 (0.39) nut	H, h	Front side member standard hole	25 (0.98)
B, b	Front crossmember lower standard hole	15 (0.59)	I, i	Front floor under reinforcement standard hole	18 (0.71)
C, c	Front side member standard hole	18 (0.71)	J, j	Rear strut bar installation hole inner	12 (0.47)
D, d	Front frame installation nut	16 (0.63) nut	K, k	Rear floor side member standard hole	18 (0.71)
E, e	Front side member standard hole	10 (0.39)	L, l	Rear suspension member installation nut	14 (0.55) nut
F, f	Front frame installation nut	16 (0.63) nut	M, m	Rear suspension member installation nut	10 (0.39) nut
G, g	Torque box front standard hole	25 (0.98)	N, n	Transport hook installation nut	10 (0.39) nut

UNDER BODY 4WD

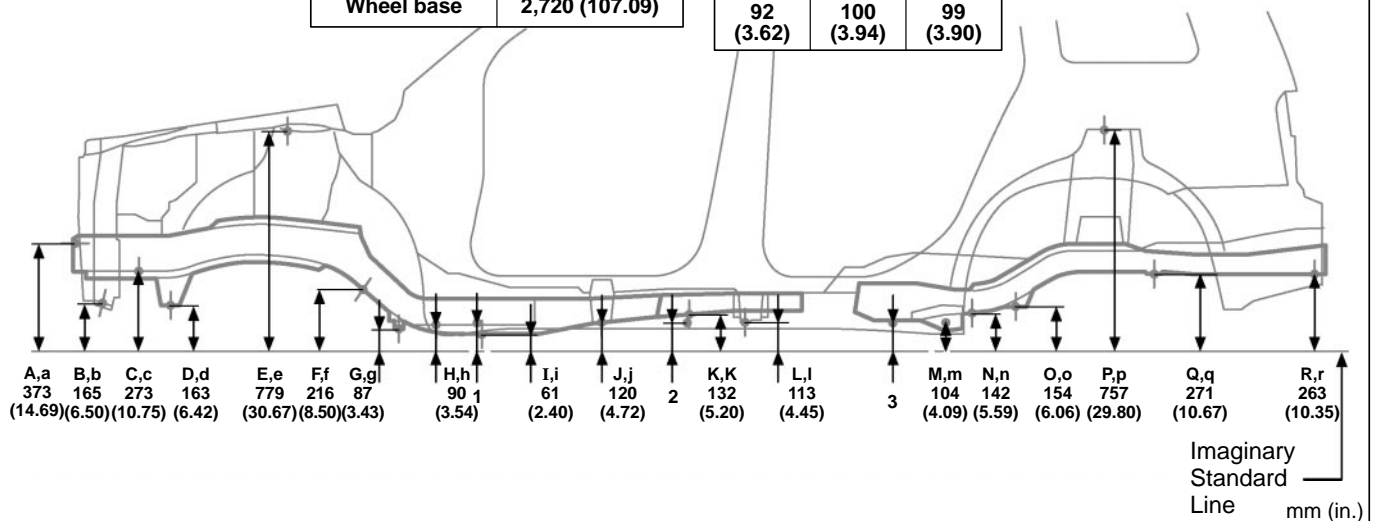
(Two-Dimensional Distance)



Front ←

Wheel base	2,720 (107.09)
------------	----------------

1	2	3
92 (3.62)	100 (3.94)	99 (3.90)



Imaginary
Standard
Line
mm (in.)

Symbol	Name	Hole dia.	Symbol	Name	Hole dia.
A, a	Front bumper reinforcement installation nut	10 (0.39) nut	K, k	Front floor under reinforcement standard hole	18 (0.71)
B, b	Front crossmember lower standard hole	15 (0.59)	L, l	Propeller shaft center support bearing installation nut	10 (0.39) nut
C, c	Front side member standard hole	18 (0.71)			
D, d	Front frame installation nut	16 (0.63) nut	M, m	Rear strut bar installation hole inner	12 (0.47)
E, e	Front spring support hole outer-front	11 (0.43)	N, n	Rear floor side member standard hole	18 (0.71)
F, f	Front side member standard hole	10 (0.39)	O, o	Rear suspension member installation nut	14 (0.55) nut
G, g	Front frame installation nut	16 (0.63) nut	P, p	Rear spring support hole outer	12.5 (0.492)
H, h	Torque box front standard hole	25 (0.98)	Q, q	Rear suspension member installation nut	10 (0.39) nut
I, i	Front side member standard hole	25 (0.98)	R, r	Transport hook installation nut	10 (0.39) nut
J, j	Propeller shaft center support bearing installation nut	10 (0.39) nut	—	—	—